

made in spain



Operation by the "dead man's" principle.



Hydraulic stroke limitation. Safety oil by-pass system prevents the ram from being over extended and causing damage to the cylinder.



Safety overload valve. Prevents the jack from being used beyond its rated capacity.



LCS lowering system. A system that functions automatically and offers smooth and uniform lowering. It guarantees safe lowering in all circumstances, although an involuntary and/or abrupt and violent opening of the release valve is produced.



Window to show safe working load at the selected position. Push button for quick change of position of the extendible jib. **Patented.**

Floor cranes

5

Location of swivel wheels provides greater stability when loaded.

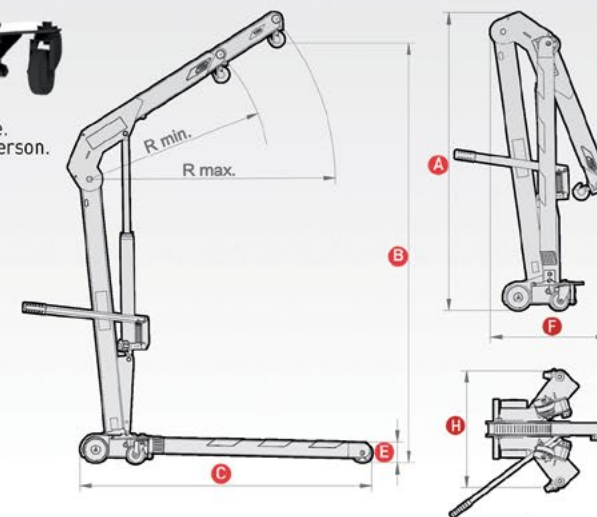
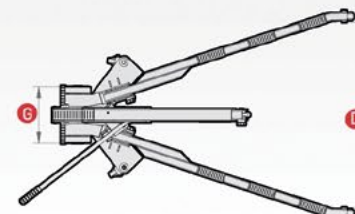
Crane swings on swivel wheels. Front wheels do not touch the ground when crane is not loaded. Maximum maneuverability. **Patented.**

CRV10



These models fold quickly and require only a small space. Folding of crane can be easily and safely done by one single person. Transport is much easier and safe when folded.

Double tube legs on CRV10 and CRV20 models provide more stability, strenght and accesibility.





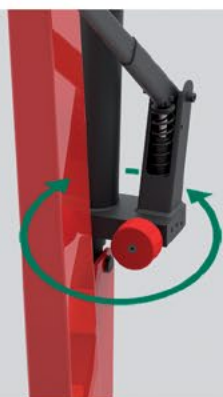
BUREAU
VERITAS

CE Official Certification

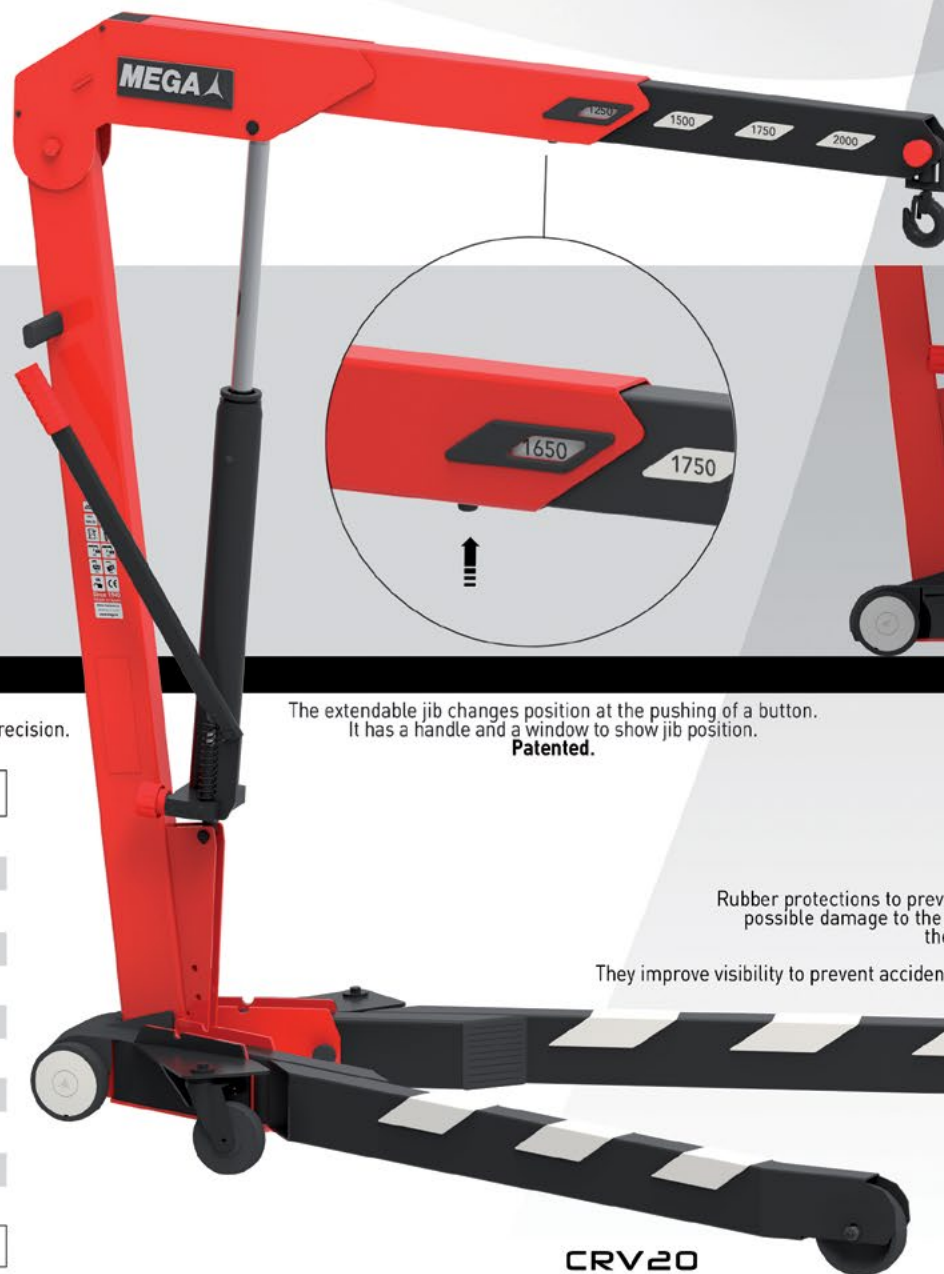
FLOOR CRANES

All models are fitted with polyamide wheels and castors to facilitate manoeuvrability. These wheels will not damage garage floors, do not rust and are quiet in operation.

The new positioning of the swivel wheels allows for excellent manoeuvrability.



Swivel hydraulic unit. The pump piston spring improves operation. Release handle with "dead man's" operation provides maximum lowering precision.



The extendable jib changes position at the pushing of a button. It has a handle and a window to show jib position. **Patented.**



Crane swings on swivel wheels. Front wheels do not touch the ground when crane is not loaded. Maximum manoeuvrability. **Patented.**

Rubber protections to prevent from any possible damage to the vehicle or to the crane legs.

They improve visibility to prevent accidental bumping.

CAPACITY (Kg)	650	1000	2000
A	1580	1580	1740
B	2200	2200	2460
C	1450	1525	1830
D	830	970	1100
E	112	112	150
R Minimum	960	960	1200
R Maximum	1300	1300	1610
F	615	615	680
G	300	300	300
H	615	615	725
Weight (kg)	81	85	143
REF.	CRV6	CRV10	CRV20

Measures in mm.



CRV20

made in spain



Operation by the "dead man's" principle.



Hydraulic stroke limitation. Safety oil by-pass system prevents the ram from being over extended and causing damage to the cylinder.



Safety overload valve. Prevents the jack from being used beyond its rated capacity.



LCS lowering system. A system that functions automatically and offers smooth and uniform lowering. It guarantees safe lowering in all circumstances, although an involuntary and/or abrupt and violent opening of the release valve is produced.



Window to show safe working load at the selected position. Push button for quick change of position of the extendible jib. **Patented.**

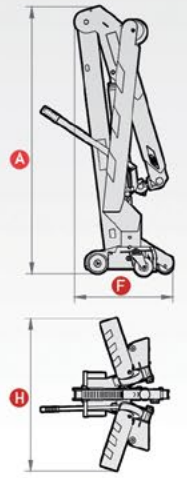
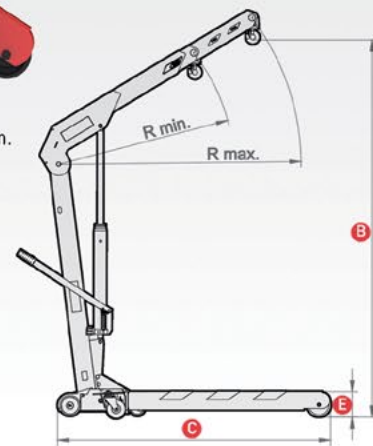
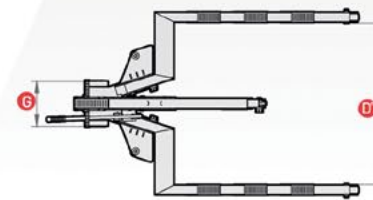
Crane swings on swivel wheels. Front wheels do not touch the ground when crane is not loaded. Maximum manoeuvrability. **Patented.**

Location of swivel wheels provides greater stability when loaded.

CRPIO



These models fold quickly and require only a small space. Folding of crane can be easily and safely done by one single person. Transport is much easier and safe when folded.



The new positioning of the swivel wheels allows for excellent manoeuvrability. **Patented.** Auxiliary wheel for safer handling when folded.



FLOOR CRANES

All models are fitted with polyamide wheels and castors to facilitate manoeuvrability. These wheels will not damage garage floors, do not rust and are quiet in operation.

Parallel legs version grants extra functionality.

The new positioning of the swivel wheels allows for excellent manoeuvrability.



Swivel hydraulic unit. The pump piston spring improves operation. Release handle with "dead man's" operation provides maximum lowering precision.

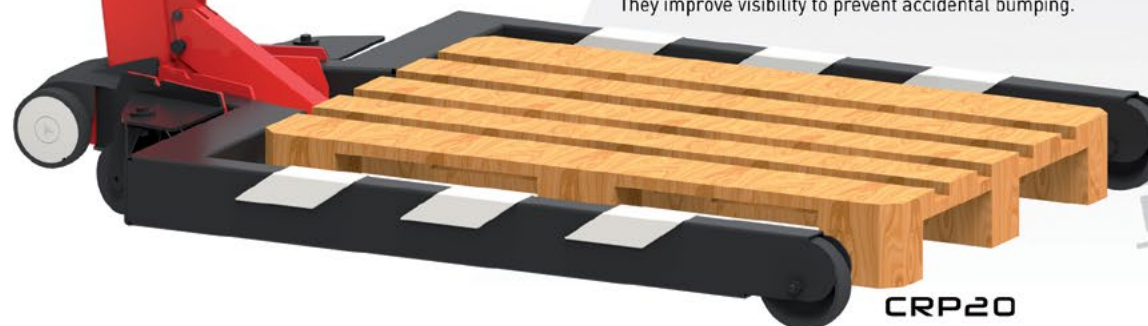
The extendable jib changes position at the pushing of a button. It has a handle and a window to show jib position. **Patented.**

Crane swings on swivel wheels. Front wheels do not touch the ground when crane is not loaded. Maximum manoeuvrability. **Patented.**

CAPACITY (Kg)	1000	2000
A	1580	1740
B	2200	2460
C	1480	1800
D	870	1070
E	112	175
R Minimum	960	1200
R Maximum	1300	1610
F	620	740
G	300	300
H	865	1050
Weight (kg)	99	150
REF.	CRP10	CRP20

Measures in mm.

Rubber protections to prevent from any possible damage to the vehicle or to the crane legs. They improve visibility to prevent accidental bumping.



CRP20



made in spain



Safety overload valve.
Prevents the jack from being used beyond its rated capacity.



LCS lowering system.
A system that functions automatically and offers smooth and uniform lowering. It guarantees safe lowering in all circumstances, although an involuntary and/or abrupt and violent opening of the release valve is produced.



Operation by the "dead man's" principle (the operation is halted if the user accidentally loses control)



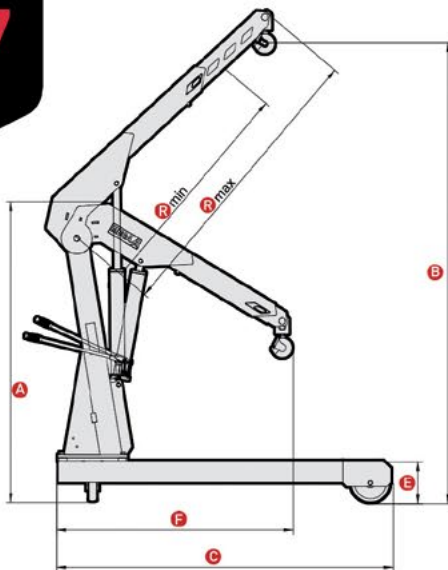
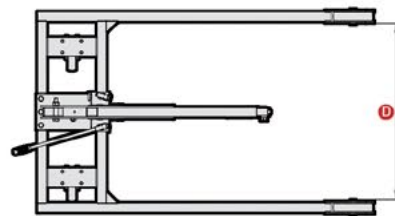
Hydraulic stroke limitation.
Safety oil by-pass system prevents the ram from being over extended and causing damage to the cylinder.



The 3t model, CRM30, is fitted with a two piston pump.



CRM30



BUREAU VERITAS

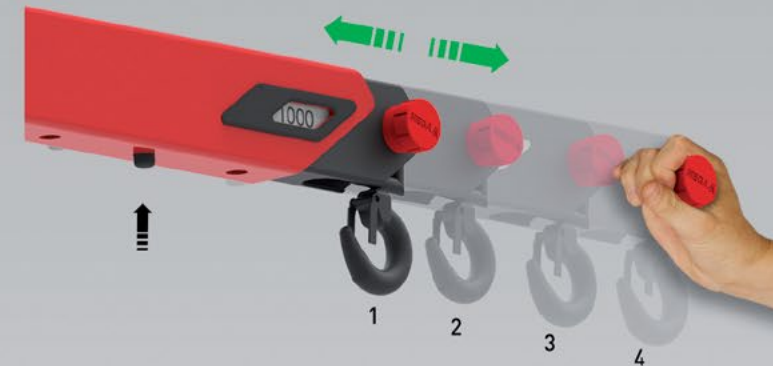
Certificación Oficial CE

FLOOR CRANES

All models are fitted with polyamide wheels and castors to facilitate manoeuvrability.

These wheels will not damage garage floors, do not rust and are quiet in operation.

The extendable jib changes position at the pushing of a button. It has a handle and a window to show jib position.



The extendable jib changes position at the pushing of a button. It has a handle and a window on lifting arm shows jib position and safe working load. Patented.

CAPACITY (kg)	3000
A	1919
B	2942
C	2143
D	1126
E	268
R Minimum	1430
R Maximum	1880
F	1507
Weight (kg)	315
REF.	CRM30

Measures in mm.

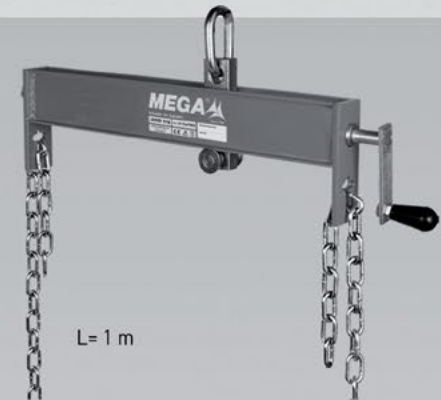
POSITION (kg)	1	2	3	4
REF.	SAFE WORKING LOAD			
CRV6	650	550	450	350
CRV10 / CRP10	1000	900	800	700
CRV20 / CRP20	2000	1750	1500	1250
CRM30	3000	2500	2300	2100

Measures in mm.



AB-300

Drum lifting clamp.
For 200 litre steel drums.
Only for tight head drums or removable
top drums with covers locked in place.
Optional.



A-5298

Load leveler.
Optional.